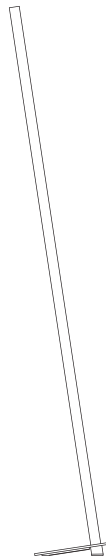




MAPLE + BLACKENED

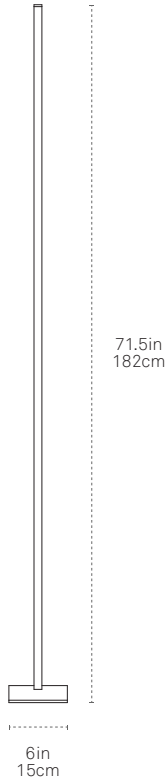
FLOOR TORCH

SPEC SHEET



FRONT

□ Bulb Profile
0.81 in x 1.3 in
2.1 cm x 3.3 cm



DESIGN

© 2012

PATENTS

U.S. Patent #10386046

MATERIALS

LED, Sustainably Sourced or Reclaimed Wood, Steel

FEATURES

UL Damp Rated
Bulb direction reversible
Soft-touch 4-stage dimmer switch
Wall Plug-In Driver

CERTIFICATIONS



ORIGIN OF MANUFACTURE

New York City, USA

LIGHT SPECIFICATION

Standard Brightness LEDs :
413 Lumens / 94 CRI (3000K) /
13W Power draw

FIXTURE WEIGHT

11 lbs / 5 kg

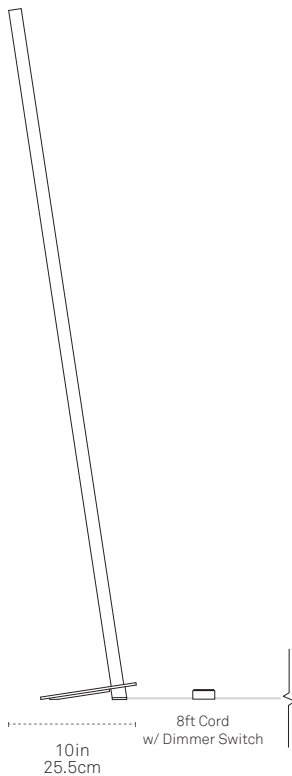
SHIPPING DIMENSIONS

Ships flat-packed in a corrugated cardboard box.
76 in x 7 in x 7 in
193 cm x 18 cm x 18 cm
12 lbs / 5.4 kg

SPECIFY PRODUCT OPTIONS:

MODEL	WOOD	METAL	COLOR TEMP	PLUG TYPE
T6				

SIDE



WOOD*

Maple	MA
American Walnut	WA
Clear White Oak	CW
Ebonized Oak	EO
Heart Pine (Reclaimed)**	HP
Water Tower Redwood (Reclaimed)**	WT

* Custom options available upon approval.

** Our reclaimed woods exhibit variations in tone and grain.

COLOR TEMP

2400K	2400
2700K	2700
3000K (Standard)	3000
3500K	3500
4000K	4000

DRIVER PLUG TYPE

US (Type A) Ⓡ	US
EU (Type C) Ⓡ	EU

METAL*

STANDARD FINISH

White	WH
Slate Grey	SG
Matte Black	MB

PREMIUM I FINISH

Blackened	BL
Brushed Nickel	BN
Brushed Brass	BB

PREMIUM II FINISH

Polished Nickel	PN
Polished Brass	PB

* Custom options available upon approval.



All of our wood and metal products should be dusted by hand with a dry Swiffer pad (or equivalent) on a regular schedule to maintain surface integrity. It is imperative that none of our products come into contact with bleach, vinegar, lemon juice or any household product which may contain these or other solvents.

If any part of one of our fixtures becomes soiled with dried residue or grime, wipe the affected area with a soft cloth dampened very lightly with warm water and immediately wipe dry with another soft cloth. If this does not complete the task, wipe with a cloth soaked in diluted mild liquid dish soap and again immediately dry.

Fingerprints on our Nickel-plated, Brass-plated, and Blackened metal hardware can be removed with a clean, dry, soft cloth. We recommend an ultra-fine, textureless microfiber cleaning cloth (as one uses to clean glass).

All of our Brass hardware is treated with a protective coating to prevent tarnish. It should need no more than a wipe with a clean, dry, soft cloth to remove fingerprints and dust.

Brushed metal surfaces should be buffed in the direction of the grain.

For scratches in wood we highly recommend Claphams beeswax, which is non-toxic and can be applied by hand. Rub a small amount into the scratch area and buff with a dry cloth.

