

PILLAR SURFACE

PILLAR - SURFACE

WITHOUT WALL PLATE

Requires reducer (mud ring) installed on 4"x4" octagonal J-box.

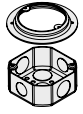
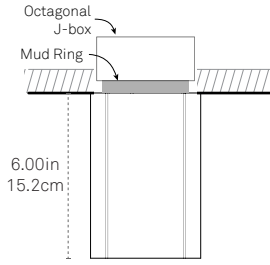
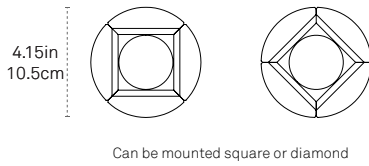


Diagram of Mud Ring on J-box

SIDE



BOTTOM



Can be mounted square or diamond

WITH WALL PLATE

Requires 4"x4" octagonal J-box

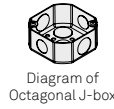
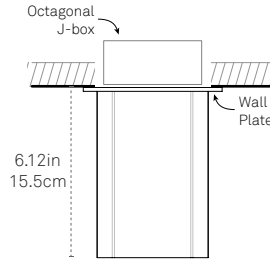
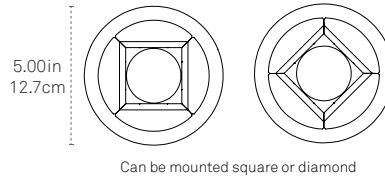


Diagram of Octagonal J-box

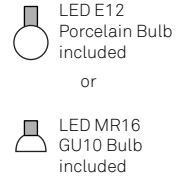
SIDE



BOTTOM



Can be mounted square or diamond



SPECIFY PRODUCT OPTIONS:

MODEL

PILLAR - SURFACE - XX - XX - XXX

WOOD

--	--

WALL PLATE

--	--

BULB

--	--	--

DESIGN

© 2024

MATERIALS

LED, Sustainably Sourced and/or Reclaimed Wood, Polished Aluminum

FEATURES

Damp Rated, PVC-Free

CERTIFICATIONS



ORIGIN OF MANUFACTURE

New York City, USA

FIXTURE WEIGHT

2 lbs / 0.9 kg

SHIPPING DIMENSIONS

Ships in a cardboard box. Dimensions and weight TBD based on order quantity.

LIGHT SPECIFICATION

120V line voltage connection. (No Driver) Various Bulb Options available. See "Bulb" Section of spec Sheet.

WOOD

Clear White Oak

C W

White (salvaged NYC pin oak*)

W W

Black (salvaged NYC pin oak*)

B W

Custom

C U

* When available, we salvage wood from NYC's fallen street and park trees to make our Pillar collection.

WALL PLATE

None (Mud Ring required)

X X

White

W H

Matte Black

M B

Custom

C U

BULB

LED Tala Sphere 1 (E12)
2000k-2800k | 220LM | 3.8W
Dim-to-Warm

D 2 W

LED MR16 w/ Louvers
2700k | 600LM | 7.5W
10° beam angle *

2 1 0

LED MR16 w/ Louvers
3000k | 600LM | 7.5W
10° beam angle *

3 1 0

LED MR16
2700k | 600LM | 7.5W
36° beam angle *

2 3 6

LED MR16
3000k | 600LM | 7.5W
36° beam angle *

3 3 6

*Other color temperatures and beam angles available standard upon request. Soraa Vivid or Soraa Brilliant recommended.

