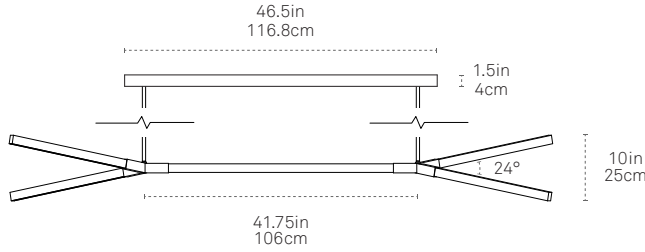
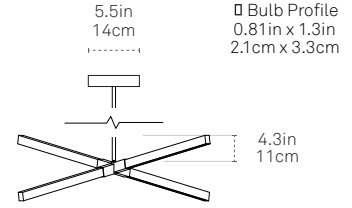


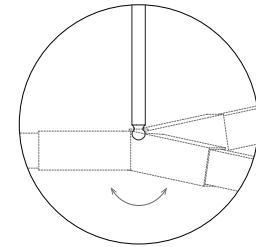
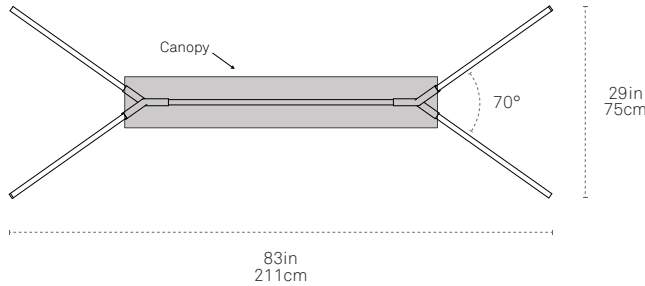
FRONT



SIDE



PLAN



All Bough fixtures feature a 0-15° adjustable ball swivel that allows fixtures to be configured in different angles.

SPECIFY PRODUCT OPTIONS:

MODEL

MID-DBL-BOUGH

WOOD	METAL	COLOR TEMP	DRIVER	OUTPUT	STEM	CEILING
<input type="checkbox"/>	<input type="checkbox"/>	<input type="checkbox"/>	<input type="checkbox"/>	<input type="checkbox"/>	<input type="checkbox"/>	<input type="checkbox"/>

DESIGN

© 2018

PATENTS

U.S. Patent #D860510

MATERIALS

LED, Sustainably Sourced or Reclaimed Wood, Steel

FEATURES

UL Damp Rated
Fully Dimmable
2 x 36-inch drop stems included
15-degree adjustable ball swivel

CERTIFICATIONS



ORIGIN OF MANUFACTURE

New York City, USA

FIXTURE WEIGHT

30 lbs / 13.6 kg

SHIPPING DIMENSIONS

Ships flat-packed in two boxes
50 in x 12 in x 12 in, 52 in x 7 in x 7 in
32 lbs / 14.5 kg

LIGHT SPECIFICATION

Standard Brightness LEDs :
697 Lumens / 94 CRI (3000K) /
22W Power draw

High Brightness LEDs :

1,278 Lumens / 90 CRI (3000K) /
44W Power draw

WOOD*

Maple	<input type="checkbox"/>
American Walnut	<input type="checkbox"/>
Clear White Oak	<input type="checkbox"/>
Ebonized Oak	<input type="checkbox"/>
Heart Pine (Reclaimed)**	<input type="checkbox"/>
Water Tower Redwood (Reclaimed)**	<input type="checkbox"/>

* Custom options available upon approval.

** Our reclaimed woods exhibit variations in tone and grain.

METAL*

STANDARD FINISH

White	<input type="checkbox"/>
Slate Grey	<input type="checkbox"/>
Matte Black	<input type="checkbox"/>

PREMIUM I FINISH

Blackened	<input type="checkbox"/>
Brushed Nickel	<input type="checkbox"/>
Brushed Brass	<input type="checkbox"/>

PREMIUM II FINISH

Polished Nickel	<input type="checkbox"/>
Polished Brass	<input type="checkbox"/>

* Custom options available upon approval.

COLOR TEMP

2400K	<input type="checkbox"/>
2700K	<input type="checkbox"/>
3000K (Standard)	<input type="checkbox"/>
3500K	<input type="checkbox"/>
4000K	<input type="checkbox"/>

DRIVER & DIMMING OPTIONS

120V (Phase dimming 2-wire)	<input type="checkbox"/>
120V-277V (Lutron Ecosystem 3-wire+G 1% dim)	<input type="checkbox"/>
120V-277V (Universal dimming including 0-10V)**	<input type="checkbox"/>

** Recommended for European orders

LIGHT OUTPUT

Standard Brightness - 12V (Dimmable)	<input type="checkbox"/>
High Brightness - 24V (Dimmable)	<input type="checkbox"/>

STEM LENGTH*

36" length of 3/8" rigid steel stem	<input type="checkbox"/>
72" length of 3/8" rigid steel stem	<input type="checkbox"/>
108" length of 3/8" rigid steel stem	<input type="checkbox"/>

* Drop stem can be cut to length on site. 36" is included; contact a sales representative for additional stem sizes.

CEILING

Flat Ceiling	<input type="checkbox"/>
--------------	--------------------------

** Canopy Dimension : 12"(L) x 5.5"(W) x 1.5"(H)



1 2 0

120V driver (2-wire+G Forward phase 1% dimming)

Full manufacturer’s specification sheets can be found at stickbulb.com/drivers/120

E-Series Dimmer Compatibility

For assistance selecting controls, contact Magnitude at 1.714.312.5070

Note: E-Series supports MLV (forward-phase) dimming only.

Dimmer	Results
Lutron Homeworks QS System* LQSE-4A5-120-D (MLV, forward phase-cut)	Approved - Dims to 0%
*Note: These drivers are not detectable in Lutron “Auto-Detect” mode.	
Lutron Maestro MACL-153P	Approved - Dims to 0%
Lutron Toggle TGCL-153P	Approved - Dims to 0%
Lutron Sunnata Touch STCL-153P	Approved - Dims to 0%
Lutron Diva DVCL-153P	Approved - Dims to 1%
Lutron Caseta, Wireless PD-6WCL	Approved - Dims to 0%
Lutron Caseta, Wireless PD-5NE (MLV Mode)	Approved - Dims to 0%
Lutron Caseta, Wireless PD-10NXD	Approved - Dims to 0%
Lutron Caseta Smart Plug-in PD-3PCL	Approved - Dims to 0%
Lutron Maestro MA-PRO (MLV Mode)	Approved - Dims to 0%
Lutron Maestro, Wireless MRF2-6CL (MLV)	Approved - Dims to 1%
Lutron Radio RA2 RRD-6ND (MLV)	Approved - Dims to 0%
Lutron Radio RA2 RRD-PRO (MLV Mode)	Approved - Dims to 1%
Lutron Maestro MA-600 (MLV)	Approved - Dims to 0%

(TO BE CONTINUED ON NEXT PAGE)



(CONTINUED from 1 2 0)

Note: E-Series supports MLV (forward-phase) dimming only.

Dimmer	Results
Lutron Maestro MSC-1000M	Approved - Dims to 0%
Lutron Diva DVLV-103P (MLV)	Not Recommended
Lutron Diva DVLV-600P (MLV)	Not Recommended
Lutron Nova T NTLV-600 (MLV)	Approved - Dims to 1%
Lutron Maestro, Wireless MRF2-6CL (MLV)	Approved - Dims to 1%
Lutron Ariadni AYLV-600P (MLV)	Recommend Magnitude's M-Series Drivers
Lutron Maestro+ Motion Sensor MSCL-OP153MH	Not Recommended
Lutron Maestro IR MIRLV-600P	Not Recommended
Leviton Illumatech IPM06 (MLV)	Approved
Leviton Sureslide 6674	Approved
Leviton Toggle Slide TSM10-1LI	Approved
Leviton Decora Smart DW1KD-1BZ	Approved - Dims to 0%
Leviton Decora Digital DDMX1-BLZ	Approved - Dims to 1%
Leviton Decora Slide DSM10	Approved - Dims to 1%
Leviton Decora Slide DSL06-1LZ	Approved - Dims to 0%
Leviton Illumatech IPM06 (MLV)	Approved
Leviton Sureslide 6674	Approved
Leviton Lumina RF DL1KD-1BZ (MLV)	Approved - Dims to 1%
Leviton Decore Smart DW6HD(MLV)	Approved - Dims to 0%
Leviton Decora Digital DDL06-1LZ	Not Recommended
Leviton Smart Sensor ODP10-I1W (MLV)	Not Recommended
Legrand Adorne ADWR700MMTU (MLV)	Not Recommended

(TO BE CONTINUED ON NEXT PAGE)



DIMMING COMPATIBILITY

Lutron Hi-Lume 1% EcoSystem/3-Wire L3D

Featuring SoftOn/FadeToBlack
Standard & High Brightness

2	7	7
---	---	---

120-277V driver (3-wire+G 1% dimming)

Full manufacturer's specification sheets can be found at stickbulb.com/drivers/277

Compatible Controls

For assistance selecting controls, contact Lutron at 1.877.346.5338 or LEDs@lutron.com

Product	Part Number		Drivers per Control				Measured Light Output Range
			40 W Driver		50 W Driver		
	120 V ~	277 V ~	120 V ~	277 V ~	120 V ~	277 V ~	
3-wire Controls:							
Nova T	NTF-10-	NTF-10-277-	1-41	1-44	1-31	1-36	100%-1%
	NTF-103P-	NTF-103P-277-	1-20	1-33	1-15	1-27	100%-1%
Nova	NF-10-	NF-10-277-	1-41	1-44	1-31	1-36	100%-1%
	NF-103P-	NF-103P-277-	1-20	1-33	1-15	1-27	100%-1%
Skylark	SF-10P-	SF-12P-277-	1-20	1-33	1-15	1-27	100%-1%
	SF-103P-	SF-12P-277-3	1-20	1-33	1-15	1-27	100%-1%
Diva	DVF-103P-	DVF-103P-277-	1-20	1-33	1-15	1-27	100%-1%
	DVSCF-103P-	DVSCF-103P-277-	1-20	1-33	1-15	1-27	100%-1%
Ariadni	AYF-103P-	AYF-103P-277-	1-20	1-44	1-15	1-27	100%-1%
Maestro	MAF-6AM-	MAF-6AM-277-	1-15	1-20	1-11	1-20	100%-1%
	MSCF-6AM-	MSCF-6AM-277-	1-15	1-20	1-11	1-20	100%-1%
Maestro Wireless	MRF2-F6AN-DV-		1-15	1-33	1-11	1-27	100%-1%
RadioRA 2	RRD-F6AN-DV-		1-15	1-33	1-11	1-27	100%-1%
HomeWorks QS	HQRD-F6AN-DV		1-15	1-33	1-11	1-27	100%-1%
Interfaces ¹	PHPM-3F-120	-	1-41	-	1-31	-	100%-1%
	PHPM-3F-DV		1-41	1-88	1-31	1-72	100%-1%
GP Dimming Panels	Various		1-41	1-88	1-31	1-72	100%-1%
EcoSystem Controls:							
PowPak dimming module with EcoSystem	RMJ-ECO32-DV-B		32 per EcoSystem link				100%-1%
	FCJ-ECO		3 per EcoSystem link ²				100%-1%
Energi Savr Node with EcoSystem	QSN-1ECO-S, QSN-2ECO-S		64 per EcoSystem link				100%-1%
GRAFIK Eye QS with EcoSystem	QSGRJ-_E, QSGR-_E	-	64 per EcoSystem link				100%-1%
Quantum	Various		64 per EcoSystem link				100%-1%

¹ For use with 3-wire controls or Commercial Systems, RadioRA 2 Systems or Home Systems applications.

² Up to 3 drivers controlled as a single zone (broadcast EcoSystem).



0 1 0

120V-277V driver (Universal dimming including 0–10V)

Full manufacturer’s specification sheets can be found at stickbulb.com/drivers/010

Low-Voltage Compatible Dimmer brands: Crestron, Lutron, Leviton

For assistance selecting controls, contact LTF at +1 (847) 498-5832 or LTFsales@LTFtechnology.com

Brand	Part number
Crestron	CLS-C6
Crestron	CLS-C6M
Crestron	CLS-C6EX
Crestron	CLS-C6MEX
Crestron	CLS-EXP-DIM
Crestron	CLS-EXP-DIMU
Crestron	CLX-2DIM8
Crestron	DIN-1DIM4
Crestron	DIN-1DIMU4
Crestron	CLW-DIMEX-E
Crestron	CLW-DIMEX-P
Crestron	CLW-DIMSWEX-E
Crestron	CLW-DIMSWEX-P
Crestron	GLX-DIM6
Crestron	GLXX-2DIM8
Crestron	P-DIMEX
Crestron	CLW-DELVEX-E
Crestron	CLW-DELVEX-P

Brand	Part number
Lutron	DVCL-153P
Lutron	DVELV-303P
Lutron	HQRD-6A
Lutron	HQRD-6NA-
Lutron	NTELV-300-
Lutron	NTELV-600-
Lutron	NVELV-600-
Lutron	VTELV-600M
Lutron	MAELV-600-
Lutron	MSCELV-600M
Lutron	MIRELV-600-
Lutron	MRF2-6ELV-120-
Lutron	SELV-300P
Lutron	CTELV-303P
Lutron	SELV-600-

Brand	Part number
Leviton	Model 6615
Leviton	Model 6672
Leviton	Model 6674
Leviton	Model IPL06
Leviton	Model IPE04
Leviton	Model IPI06
Leviton	Model VP106
Leviton	Model VPE04
Leviton	Model VPM06
Leviton	Model VRE04
Leviton	Model VRM10



All of our wood and metal products should be dusted by hand with a dry Swiffer pad (or equivalent) on a regular schedule to maintain surface integrity. It is imperative that none of our products come into contact with bleach, vinegar, lemon juice or any household product which may contain these or other solvents.

If any part of one of our fixtures becomes soiled with dried residue or grime, wipe the affected area with a soft cloth dampened very lightly with warm water and immediately wipe dry with another soft cloth. If this does not complete the task, wipe with a cloth soaked in diluted mild liquid dish soap and again immediately dry.

Fingerprints on our Nickel-plated, Brass-plated, and Blackened metal hardware can be removed with a clean, dry, soft cloth. We recommend an ultra-fine, textureless microfiber cleaning cloth (as one uses to clean glass).

All of our Brass hardware is treated with a protective coating to prevent tarnish. It should need no more than a wipe with a clean, dry, soft cloth to remove fingerprints and dust.

Brushed metal surfaces should be buffed in the direction of the grain.

For scratches in wood we highly recommend Claphams beeswax, which is non-toxic and can be applied by hand. Rub a small amount into the scratch area and buff with a dry cloth.

