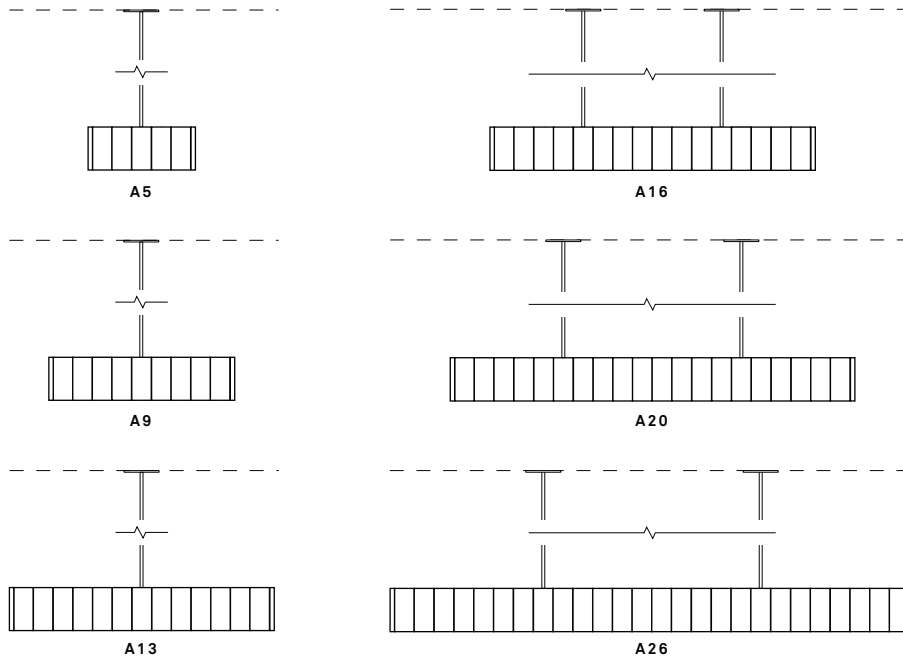


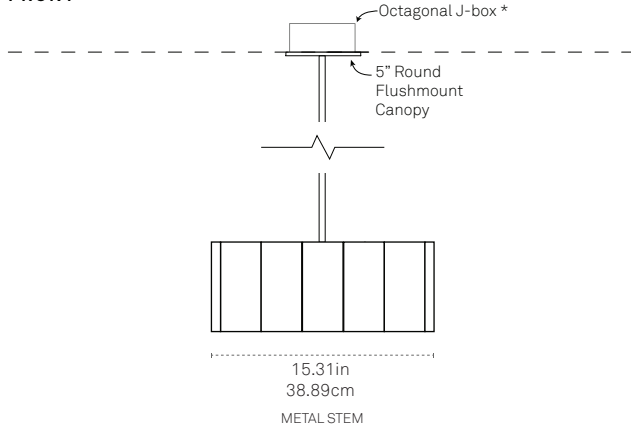


COLONNADE - A

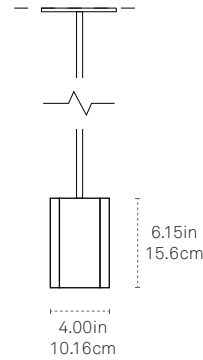
ALL



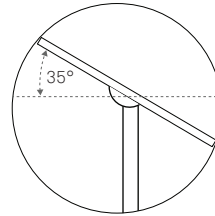
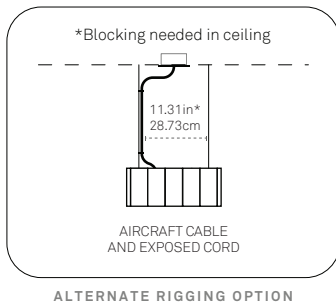
FRONT



SIDE



LED E12 Porcelain Bulb included



*Canopy features a 0-35° adjustable ball swivel that allows fixture to hang-straight on angled ceilings

SPECIFY PRODUCT OPTIONS:

MODEL

COLONNADE - A5 - XX - XXX - XXX - XXX

WOOD

--	--

SUSPENSION

--	--	--

BULB

--	--	--

DROP

--	--	--

DESIGN

© 2024

MATERIALS

LED, Sustainably Sourced and/or Reclaimed Wood, Polished Aluminum

FEATURES

Damp Rated, PVC-Free
Dim-to-warm

CERTIFICATIONS



ORIGIN OF MANUFACTURE

New York City, USA

FIXTURE WEIGHT

10.6 lbs / 4.8 kg

SHIPPING DIMENSIONS

Ships in a reinforced corrugated cardboard box. Dimensions and weight TBD based on order quantity.

LIGHT SPECIFICATION

120V line voltage connection.
(No Driver)
LED bulb
1100 Lumens
Dim-to-warm 2000k-2800k
19W

WOOD

Clear White Oak

C	W
---	---

White (salvaged NYC pin oak*)

W	W
---	---

Black (salvaged NYC pin oak*)

B	W
---	---

Custom

C	U
---	---

*When available, we salvage wood from NYC's fallen street and park trees.

BULB

Tala Sphere I E-12
Dim-to-Warm 2000k-2800k

D	2	W
---	---	---

DROP LENGTH*

36"

0	3	6
---	---	---

72"

0	7	2
---	---	---

108"

1	0	8
---	---	---

*Drop stem can be cut to length on site. 36" is included; contact a sales representative for additional stem sizes.

SUSPENSION

METAL STEM*

White

S	W	H
---	---	---

Matte Black

S	M	B
---	---	---

Brushed Brass

S	B	B
---	---	---

Brushed Nickel

S	B	N
---	---	---

AIRCRAFT CABLE AND EXPOSED CORD*

White

A	W	H
---	---	---

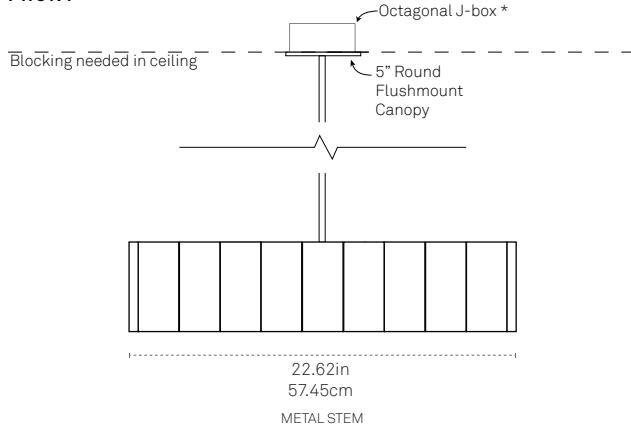
Matte Black

A	M	B
---	---	---

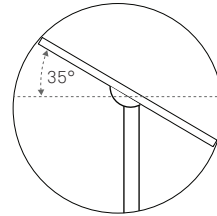
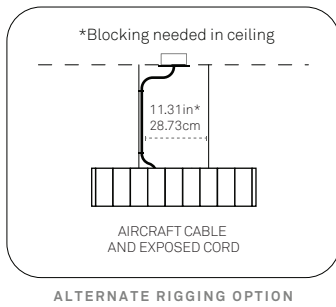
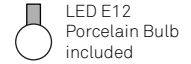
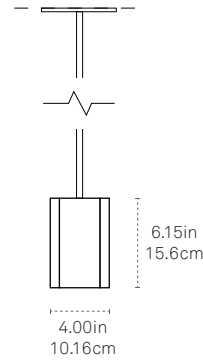
*Metal designates canopy and stem finish. The metal plate behind the bulb comes in polished aluminum.



FRONT



SIDE



*Canopy features a 0-35° adjustable ball swivel that allows fixture to hang-straight on angled ceilings

SPECIFY PRODUCT OPTIONS:

MODEL

COLONNADE - A9 - XX - XXX - XXX - XXX

WOOD

--	--

SUSPENSION

--	--	--

BULB

--	--	--

DROP

--	--	--

DESIGN

© 2024

MATERIALS

LED, Sustainably Sourced and/or Reclaimed Wood, Polished Aluminum

FEATURES

Damp Rated, PVC-Free
Dim-to-warm

CERTIFICATIONS



ORIGIN OF MANUFACTURE

New York City, USA

FIXTURE WEIGHT

17 lbs / 7.7 kg

SHIPPING DIMENSIONS

Ships in a reinforced corrugated cardboard box. Dimensions and weight TBD based on order quantity.

LIGHT SPECIFICATION

120V line voltage connection.
(No Driver)
LED bulb
1980 Lumens
Dim-to-warm 2000k-2800k
35W

WOOD

Clear White Oak

White (salvaged NYC pin oak*)

Black (salvaged NYC pin oak*)

Custom

*When available, we salvage wood from NYC's fallen street and park trees.

C W

W W

B W

C U

BULB

Tala Sphere I E-12
Dim-to-Warm 2000k-2800k

D 2 W

DROP LENGTH*

36"

0 3 6

72"

0 7 2

108"

1 0 8

*Drop stem can be cut to length on site. 36" is included; contact a sales representative for additional stem sizes.

SUSPENSION

METAL STEM*

White

Matte Black

Brushed Brass

Brushed Nickel

S W H

S M B

S B B

S B N

AIRCRAFT CABLE AND EXPOSED CORD*

White

Matte Black

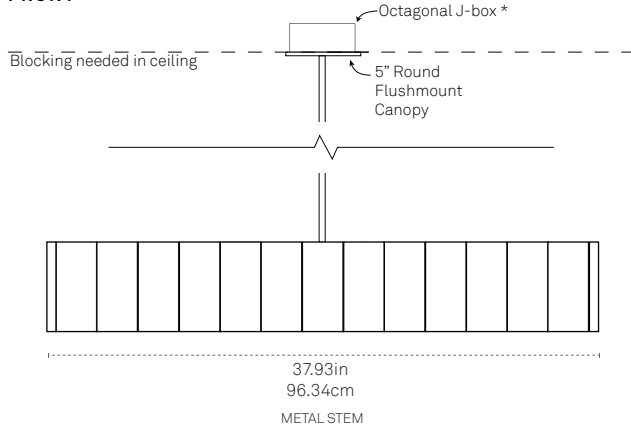
A W H

A M B

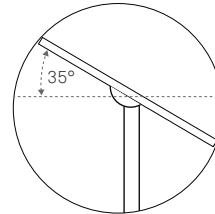
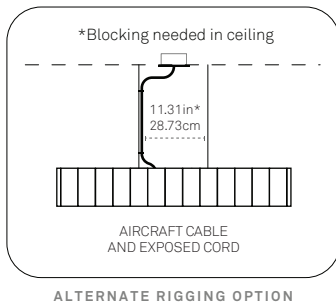
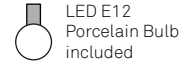
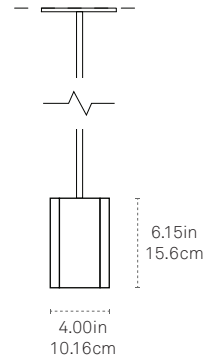
*Metal designates canopy and stem finish. The metal plate behind the bulb comes in polished aluminum.



FRONT



SIDE



*Canopy features a 0-35° adjustable ball swivel that allows fixture to hang-straight on angled ceilings

SPECIFY PRODUCT OPTIONS:

MODEL

COLONNADE - A13 - XX - XXX - XXX - XXX

WOOD

--	--

SUSPENSION

--	--	--

BULB

--	--	--

DROP

--	--	--

DESIGN

© 2024

MATERIALS

LED, Sustainably Sourced and/or Reclaimed Wood, Polished Aluminum

FEATURES

Damp Rated, PVC-Free
Dim-to-warm

CERTIFICATIONS



ORIGIN OF MANUFACTURE

New York City, USA

FIXTURE WEIGHT

24 lbs / 10.9 kg

SHIPPING DIMENSIONS

Ships in a reinforced corrugated cardboard box. Dimensions and weight TBD based on order quantity.

LIGHT SPECIFICATION

120V line voltage connection.
(No Driver)
LED bulb
2860 Lumens
Dim-to-warm 2000k-2800k
50W

WOOD

Clear White Oak

White (salvaged NYC pin oak*)

Black (salvaged NYC pin oak*)

Custom

*When available, we salvage wood from NYC's fallen street and park trees.

C W

W W

B W

C U

BULB

Tala Sphere I E-12
Dim-to-Warm 2000k-2800k

D 2 W

DROP LENGTH*

36"

0 3 6

72"

0 7 2

108"

1 0 8

*Drop stem can be cut to length on site. 36" is included; contact a sales representative for additional stem sizes.

SUSPENSION

METAL STEM*

White

Matte Black

Brushed Brass

Brushed Nickel

S W H

S M B

S B B

S B N

AIRCRAFT CABLE AND EXPOSED CORD*

White

Matte Black

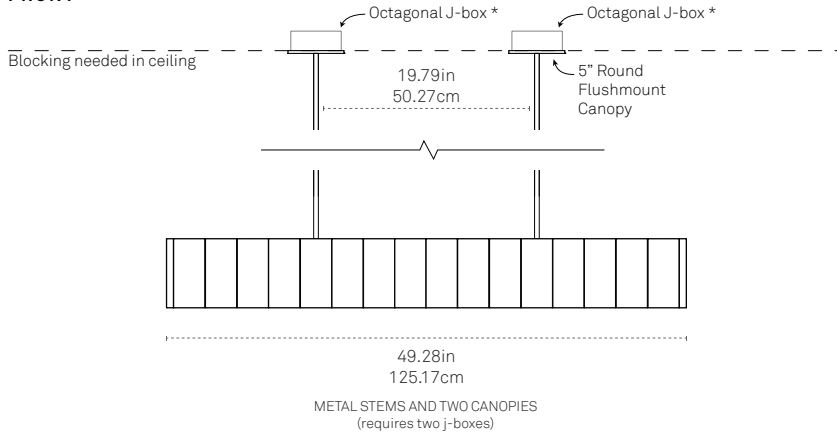
A W H

A M B

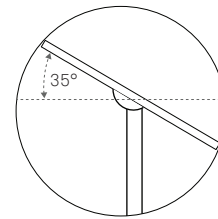
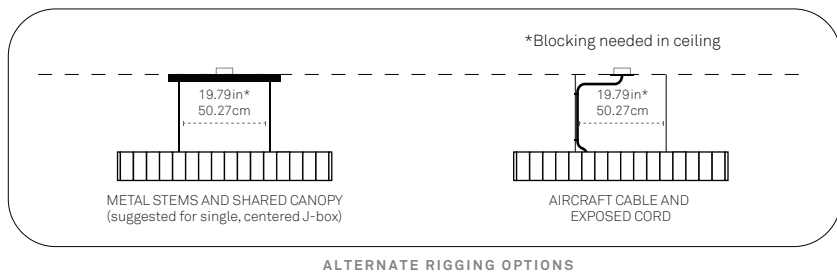
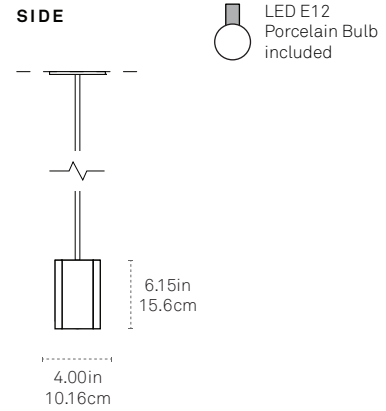
*Metal designates canopy and stem finish. The metal plate behind the bulb comes in polished aluminum.



FRONT



SIDE



*Canopy features a 0-35° adjustable ball swivel that allows fixture to hang straight on angled ceilings

SPECIFY PRODUCT OPTIONS:

MODEL

COLONNADE - A16 - XX - XXX - XXX-XXX

WOOD

--	--

SUSPENSION

--	--	--

BULB

--	--	--

DROP

--	--	--

DESIGN

© 2024

MATERIALS

LED, Sustainably Sourced and/or Reclaimed Wood, Polished Aluminum

FEATURES

Damp Rated, PVC-Free
Dim-to-warm

CERTIFICATIONS



ORIGIN OF MANUFACTURE

New York City, USA

FIXTURE WEIGHT

30.2 lbs / 13.7 kg

SHIPPING DIMENSIONS

Ships in a reinforced corrugated cardboard box. Dimensions and weight TBD based on order quantity.

LIGHT SPECIFICATION

120V line voltage connection.
(No Driver)
LED bulb
3,520 Lumens
Dim-to-warm 2000k-2800k
61W

WOOD

Clear White Oak

C	W
---	---

White (salvaged NYC pin oak*)

W	W
---	---

Black (salvaged NYC pin oak*)

B	W
---	---

Custom

C	U
---	---

*When available, we salvage wood from NYC's fallen street and park trees.

BULB

Tala Sphere I E-12
Dim-to-Warm 2000k-2800k

D	2	W
---	---	---

DROP LENGTH*

36"

0	3	6
---	---	---

72"

0	7	2
---	---	---

108"

1	0	8
---	---	---

*Drop stem can be cut to length on site. 36" is included; contact a sales representative for additional stem sizes.

SUSPENSION

METAL STEMS AND TWO CANOPIES*

White

S	W	H
---	---	---

Matte Black

S	M	B
---	---	---

Brushed Brass

S	B	B
---	---	---

Brushed Nickel

S	B	N
---	---	---

METAL STEMS AND SHARED CANOPY*

White

1	W	H
---	---	---

Matte Black

1	M	B
---	---	---

Brushed Brass

1	B	B
---	---	---

Brushed Nickel

1	B	N
---	---	---

AIRCRAFT CABLE AND EXPOSED CORD*

White

A	W	H
---	---	---

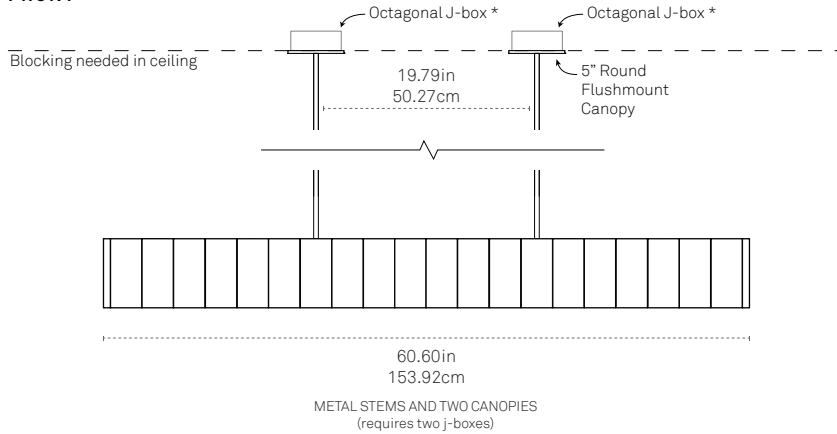
Matte Black

A	M	B
---	---	---

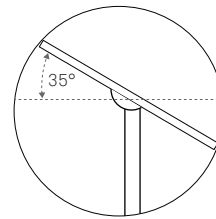
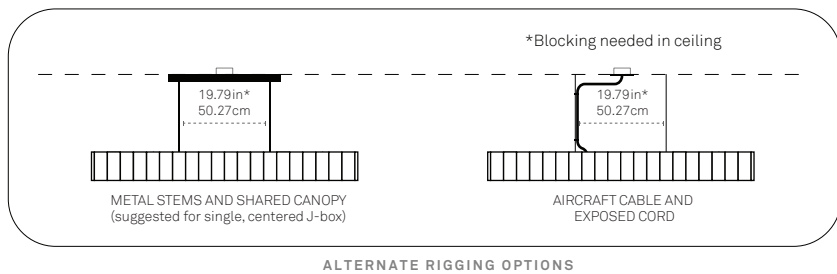
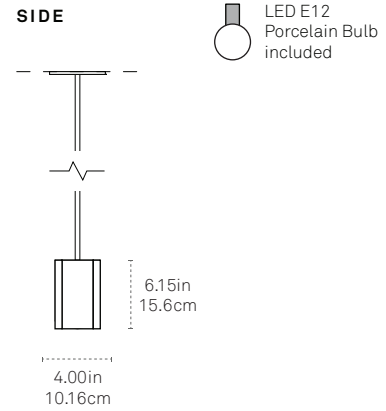
*Metal designates canopy and stem finish. The metal plate behind the bulb comes in polished aluminum.



FRONT



SIDE



*Canopy features a 0-35° adjustable ball swivel that allows fixture to hang straight on angled ceilings

SPECIFY PRODUCT OPTIONS:

MODEL

COLONNADE - A20 - XX - XXX - XXX-XXX

WOOD

--	--

SUSPENSION

--	--	--

BULB

--	--	--

DROP

--	--	--

DESIGN

© 2024

MATERIALS

LED, Sustainably Sourced and/or Reclaimed Wood, Polished Aluminum

FEATURES

Damp Rated, PVC-Free
Dim-to-warm

CERTIFICATIONS



ORIGIN OF MANUFACTURE

New York City, USA

FIXTURE WEIGHT

36.6 lbs / 16.6 kg

SHIPPING DIMENSIONS

Ships in a reinforced corrugated cardboard box. Dimensions and weight TBD based on order quantity.

LIGHT SPECIFICATION

120V line voltage connection.
(No Driver)
LED bulb
4,400 Lumens
Dim-to-warm 2000k-2800k
76W

WOOD

- Clear White Oak
- White (salvaged NYC pin oak*)
- Black (salvaged NYC pin oak*)
- Custom

C	W
W	W
B	W
C	U

*When available, we salvage wood from NYC's fallen street and park trees.

BULB

Tala Sphere I E-12
Dim-to-Warm 2000k-2800k

D	2	W
---	---	---

DROP LENGTH*

36"	0	3	6
72"	0	7	2
108"	1	0	8

*Drop stem can be cut to length on site. 36" is included; contact a sales representative for additional stem sizes.

SUSPENSION

METAL STEMS AND TWO CANOPIES*

- White
- Matte Black
- Brushed Brass
- Brushed Nickel

S	W	H
S	M	B
S	B	B
S	B	N

METAL STEMS AND SHARED CANOPY*

- White
- Matte Black
- Brushed Brass
- Brushed Nickel

1	W	H
1	M	B
1	B	B
1	B	N

AIRCRAFT CABLE AND EXPOSED CORD*

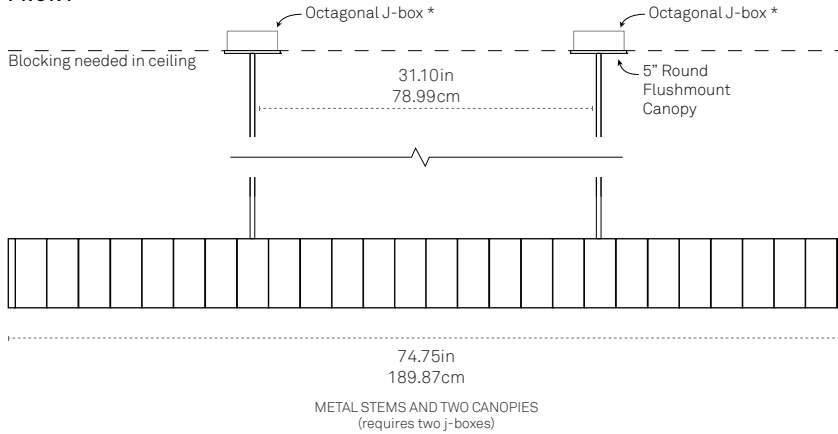
- White
- Matte Black

A	W	H
A	M	B

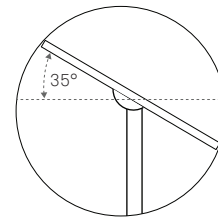
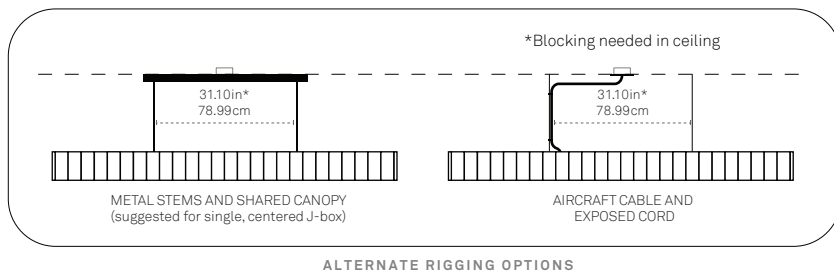
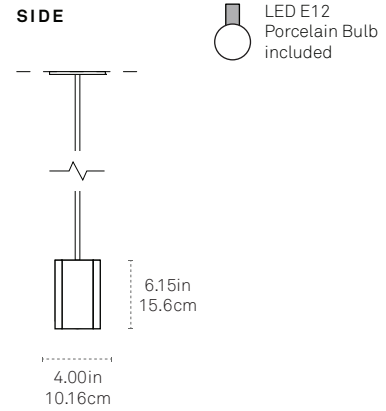
*Metal designates canopy and stem finish. The metal plate behind the bulb comes in polished aluminum.



FRONT



SIDE



*Canopy features a 0-35° adjustable ball swivel that allows fixture to hang straight on angled ceilings

SPECIFY PRODUCT OPTIONS:

MODEL

COLONNADE - A26 - XX - XXX - XXX-XXX

WOOD

--	--

SUSPENSION

--	--	--

BULB

--	--	--

DROP

--	--	--

DESIGN

© 2024

MATERIALS

LED, Sustainably Sourced and/or Reclaimed Wood, Polished Aluminum

FEATURES

Damp Rated, PVC-Free
Dim-to-warm

CERTIFICATIONS



ORIGIN OF MANUFACTURE

New York City, USA

FIXTURE WEIGHT

45 lbs / 20.4 kg

SHIPPING DIMENSIONS

Ships in a reinforced corrugated cardboard box. Dimensions and weight TBD based on order quantity.

LIGHT SPECIFICATION

120V line voltage connection.
(No Driver)
LED bulb
5720 Lumens
Dim-to-warm 2000k-2800k
99W

WOOD

- Clear White Oak
- White (salvaged NYC pin oak*)
- Black (salvaged NYC pin oak*)
- Custom

C	W
W	W
B	W
C	U

*When available, we salvage wood from NYC's fallen street and park trees.

SUSPENSION

METAL STEMS AND TWO CANOPIES*

- White
- Matte Black
- Brushed Brass
- Brushed Nickel

S	W	H
S	M	B
S	B	B
S	B	N

METAL STEMS AND SHARED CANOPY*

- White
- Matte Black
- Brushed Brass
- Brushed Nickel

1	W	H
1	M	B
1	B	B
1	B	N

BULB

Tala Sphere I E-12
Dim-to-Warm 2000k-2800k

D	2	W
---	---	---

DROP LENGTH*

- 36"

0	3	6
---	---	---
- 72"

0	7	2
---	---	---
- 108"

1	0	8
---	---	---

*Drop stem can be cut to length on site. 36" is included; contact a sales representative for additional stem sizes.

AIRCRAFT CABLE AND EXPOSED CORD*

- White
- Matte Black

A	W	H
A	M	B

*Metal designates canopy and stem finish. The metal plate behind the bulb comes in polished aluminum.

