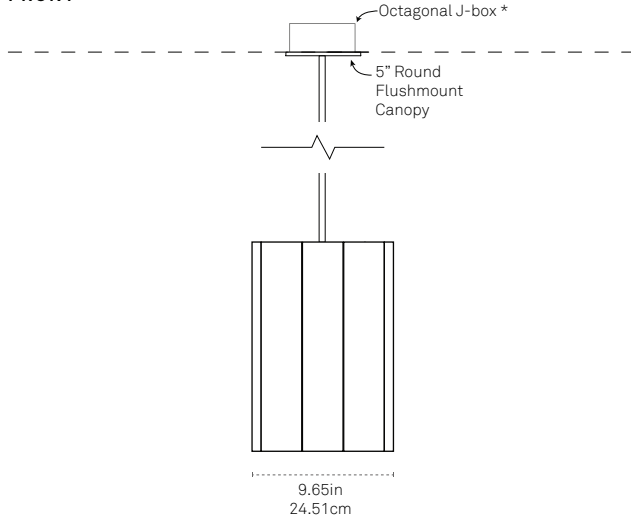
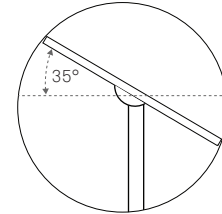
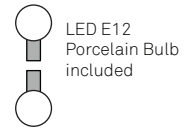
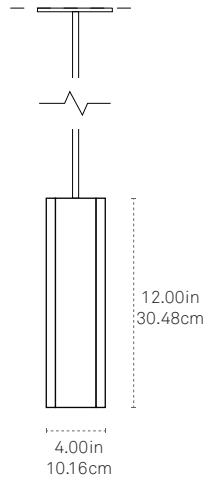


FRONT



SIDE



\*Canopy features a 0-35° adjustable ball swivel that allows fixture to hang-straight on angled ceilings

SPECIFY PRODUCT OPTIONS:

MODEL

COLONNADE - B3 - XX - XXX - XXX - XXX

WOOD

|  |  |
|--|--|
|  |  |
|--|--|

SUSPENSION

|  |  |  |
|--|--|--|
|  |  |  |
|--|--|--|

BULB

|  |  |  |
|--|--|--|
|  |  |  |
|--|--|--|

DROP

|  |  |  |
|--|--|--|
|  |  |  |
|--|--|--|

DESIGN



MATERIALS

LED, Sustainably Sourced and/or Reclaimed Wood, Polished Aluminum

FEATURES

Damp Rated, PVC-Free  
Dim-to-warm

CERTIFICATIONS



ORIGIN OF MANUFACTURE

New York City, USA

FIXTURE WEIGHT

11 lbs / 5 kg

SHIPPING DIMENSIONS

Ships in a reinforced corrugated cardboard box. Dimensions and weight TBD based on order quantity.

LIGHT SPECIFICATION

120V line voltage connection.  
(No Driver)  
LED bulb  
1100 Lumens  
Dim-to-warm 2000k-2800k  
19W

WOOD

Clear White Oak



White (salvaged NYC pin oak\*)



Black (salvaged NYC pin oak\*)



Custom



\*When available, we salvage wood from NYC's fallen street and park trees.

SUSPENSION

METAL STEM\*

White



Matte Black



Brushed Brass



Brushed Nickel



\*Selection designates canopy and stem finish. The metal plate behind the bulb comes in polished aluminum.

BULB

Tala Sphere I E-12  
Dim-to-Warm 2000k-2800k



DROP LENGTH\*

36"



72"



108"



\*Drop stem can be cut to length on site. 36" is included; contact a sales representative for additional stem sizes.

