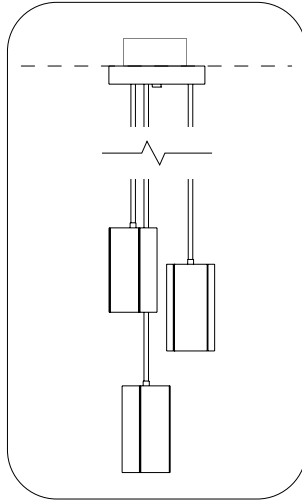
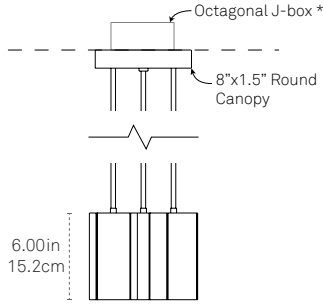
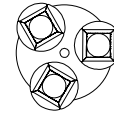


FRONT





ALTERNATE RIGGING AVAILABLE
(STEMS ADJUSTABLE ON SITE)

PLAN



8.00in Dia.
20.3cm Dia.

-  LED E12 Porcelain Bulb included
- or
-  LED MR16 GU10 Bulb included

SPECIFY PRODUCT OPTIONS:

MODEL

PILLAR-MULTI-A - XX - XXX - XXX - XXX

WOOD

--	--

SUSPENSION

--	--	--

BULB

--	--	--

DROP

--	--	--

DESIGN

© 2024

MATERIALS

LED, Sustainably Sourced and/or Reclaimed Wood, Polished Aluminum

FEATURES

Damp Rated, PVC-Free
Dim-to-warm

CERTIFICATIONS



ORIGIN OF MANUFACTURE

New York City, USA

FIXTURE WEIGHT

5lbs / 2.3kg

SHIPPING DIMENSIONS

Ships in a reinforced corrugated cardboard box. Dimensions and weight TBD based on order quantity.

LIGHT SPECIFICATION

120V line voltage connection. (No Driver)
LED bulb
Various Bulb Options available. See "Bulb" Section of spec Sheet.

WOOD

- Clear White Oak
- White (salvaged NYC pin oak*)
- Black (salvaged NYC pin oak*)
- Custom

C	W
W	W
B	W
C	U

SUSPENSION*

- White
- Matte Black
- Brushed Brass
- Brushed Nickel

S	W	H
S	M	B
S	B	B
S	B	N

*Selection designates canopy and stem finish. The metal plate behind the bulb comes in polished aluminum.

BULB

- LED Tala Sphere 1 (E12)
2000k-2800k | 660LM | 11.4W
Dim-to-Warm
- LED MR16 w/ Louvers
2700k | 1800LM | 22.5W
10° beam angle *
- LED MR16 w/ Louvers
3000k | 1800LM | 22.5W
10° beam angle *

D	2	W
2	1	0
3	1	0

- LED MR16
2700k | 1800LM | 22.5W
36° beam angle *
- LED MR16
3000k | 1800LM | 22.5W
36° beam angle *

2	3	6
3	3	6

*other color temperatures and beam angles available standard upon request. Soraa Vivid or Soraa Brilliant recommended.

DROP LENGTH*

36"	0	3	6
72"	0	7	2
108"	1	0	8

*Drop stem can be cut to length on site. 36" is included; contact a sales representative for additional stem sizes.

