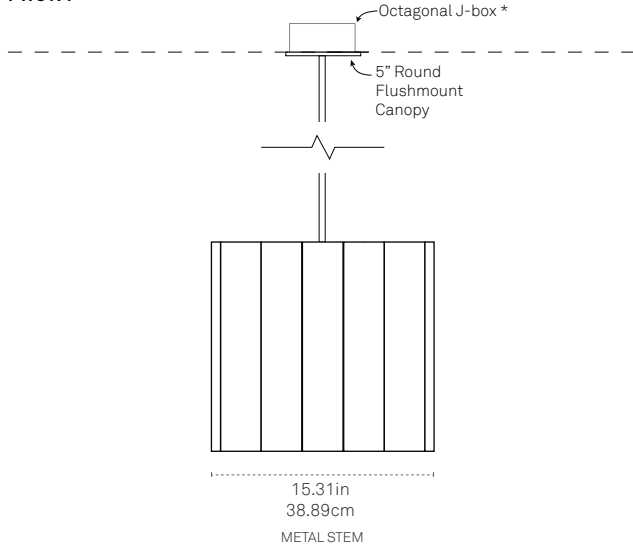
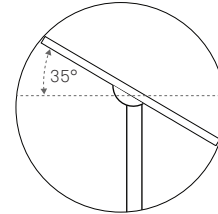
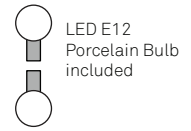
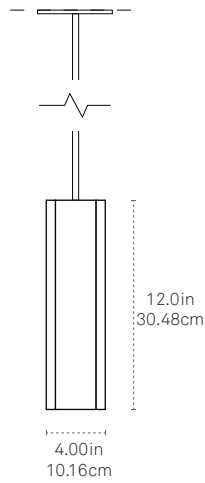


FRONT



SIDE



*Canopy features a 0-35° adjustable ball swivel that allows fixture to hang-straight on angled ceilings

SPECIFY PRODUCT OPTIONS:

MODEL

COLONNADE - B5 - XX - XXX - XXX - XXX

WOOD

--	--

SUSPENSION

--	--	--

BULB

--	--	--

DROP

--	--	--

DESIGN



MATERIALS

LED, Sustainably Sourced and/or Reclaimed Wood, Polished Aluminum

FEATURES

Damp Rated, PVC-Free
Dim-to-warm

CERTIFICATIONS



ORIGIN OF MANUFACTURE

New York City, USA

FIXTURE WEIGHT

17.6 lbs / 8 kg

SHIPPING DIMENSIONS

Ships in a reinforced corrugated cardboard box. Dimensions and weight TBD based on order quantity.

LIGHT SPECIFICATION

120V line voltage connection.
(No Driver)
LED bulb
1980 Lumens
Dim-to-warm 2000k-2800k
34.2W

WOOD

Clear White Oak

C W

White (salvaged NYC pin oak*)

W W

Black (salvaged NYC pin oak*)

B W

Custom

C U

*When available, we salvage wood from NYC's fallen street and park trees.

BULB

Tala Sphere I E-12
Dim-to-Warm 2000k-2800k

D 2 W

DROP LENGTH*

36"

0 3 6

72"

0 7 2

108"

1 0 8

*Drop stem can be cut to length on site. 36" is included; contact a sales representative for additional stem sizes.

SUSPENSION

METAL STEM*

White

S W H

Matte Black

S M B

Brushed Brass

S B B

Brushed Nickel

S B N

*Selection designates canopy and stem finish. The metal plate behind the bulb comes in polished aluminum.

