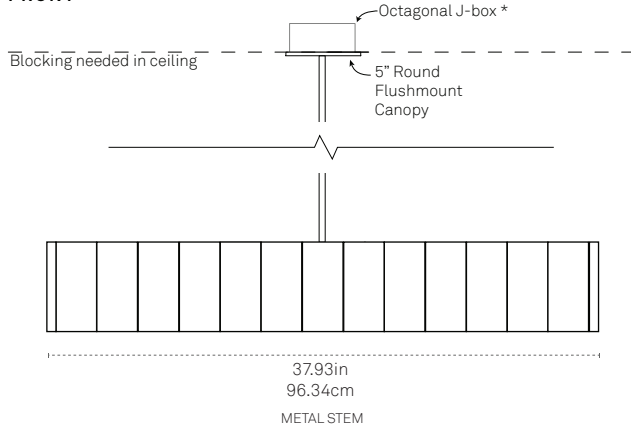
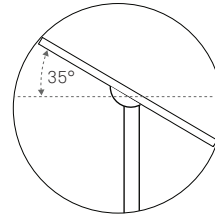
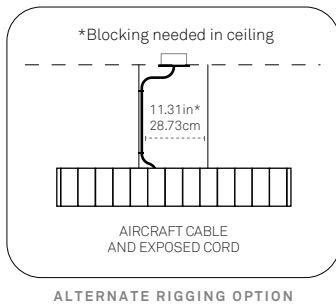
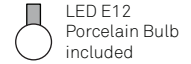
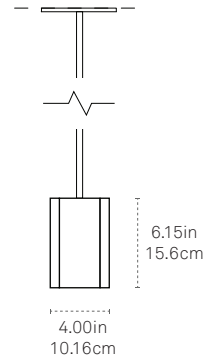


FRONT



SIDE



\*Canopy features a 0-35° adjustable ball swivel that allows fixture to hang-straight on angled ceilings

SPECIFY PRODUCT OPTIONS:

MODEL

COLONNADE - A13 - XX - XXX - XXX - XXX

WOOD

--	--

SUSPENSION

--	--	--

BULB

--	--	--

DROP

--	--	--

DESIGN

© 2024

MATERIALS

LED, Sustainably Sourced and/or Reclaimed Wood, Polished Aluminum

FEATURES

Damp Rated, PVC-Free  
Dim-to-warm

CERTIFICATIONS



ORIGIN OF MANUFACTURE

New York City, USA

FIXTURE WEIGHT

24 lbs / 10.9 kg

SHIPPING DIMENSIONS

Ships in a reinforced corrugated cardboard box. Dimensions and weight TBD based on order quantity.

LIGHT SPECIFICATION

120V line voltage connection.  
(No Driver)  
LED bulb  
2860 Lumens  
Dim-to-warm 2000k-2800k  
50W

WOOD

Clear White Oak

White (salvaged NYC pin oak\*)

Black (salvaged NYC pin oak\*)

Custom

\*When available, we salvage wood from NYC's fallen street and park trees.

C W

W W

B W

C U

BULB

Tala Sphere I E-12  
Dim-to-Warm 2000k-2800k

D 2 W

DROP LENGTH\*

36"

0 3 6

72"

0 7 2

108"

1 0 8

\*Drop stem can be cut to length on site. 36" is included; contact a sales representative for additional stem sizes.

SUSPENSION

METAL STEM\*

White

Matte Black

Brushed Brass

Brushed Nickel

S W H

S M B

S B B

S B N

AIRCRAFT CABLE AND EXPOSED CORD\*

White

Matte Black

A W H

A M B

\*Metal designates canopy and stem finish. The metal plate behind the bulb comes in polished aluminum.

