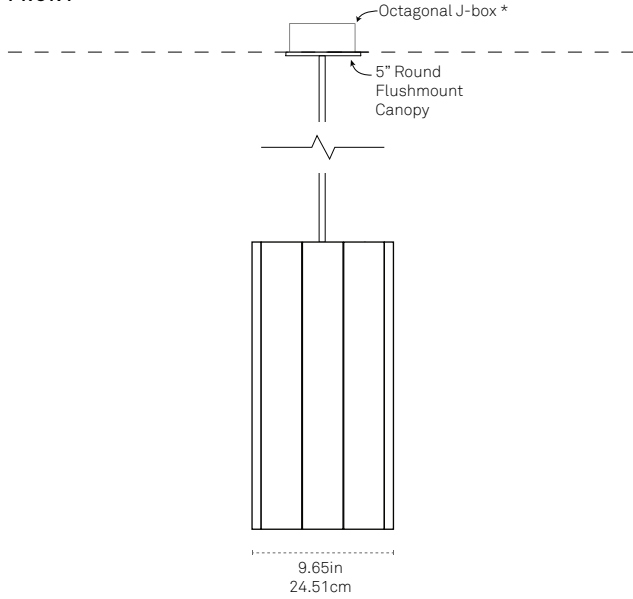
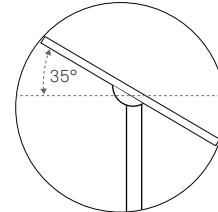
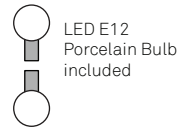
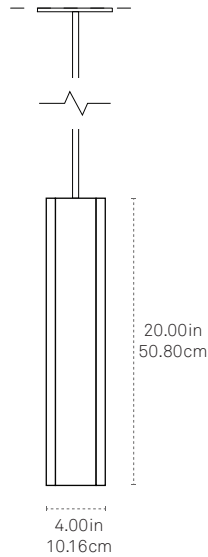


FRONT



SIDE



\*Canopy features a 0-35° adjustable ball swivel that allows fixture to hang straight on angled ceilings

SPECIFY PRODUCT OPTIONS:

MODEL

COLONNADE - C3 - XX - XXX - XXX - XXX

WOOD

--	--

SUSPENSION

--	--	--

BULB

--	--	--

DROP

--	--	--

DESIGN



MATERIALS

LED, Sustainably Sourced and/or Reclaimed Wood, Polished Aluminum

FEATURES

Damp Rated, PVC-Free  
Dim-to-warm

CERTIFICATIONS



ORIGIN OF MANUFACTURE

New York City, USA

FIXTURE WEIGHT

16.6 lbs / 7.5 kg

SHIPPING DIMENSIONS

Ships in a reinforced corrugated cardboard box. Dimensions and weight TBD based on order quantity.

LIGHT SPECIFICATION

120V line voltage connection.  
(No Driver)  
LED bulb  
1100 Lumens  
Dim-to-warm 2000k-2800k  
19W

WOOD

Clear White Oak

C	W
---	---

White (salvaged NYC pin oak\*)

W	W
---	---

Black (salvaged NYC pin oak\*)

B	W
---	---

Custom

C	U
---	---

\*When available, we salvage wood from NYC's fallen street and park trees.

BULB

Tala Sphere I E-12  
Dim-to-Warm 2000k-2800k

D	2	W
---	---	---

DROP LENGTH\*

36"

0	3	6
---	---	---

72"

0	7	2
---	---	---

108"

1	0	8
---	---	---

\*Drop stem can be cut to length on site. 36" is included; contact a sales representative for additional stem sizes.

SUSPENSION

METAL STEM\*

White

S	W	H
---	---	---

Matte Black

S	M	B
---	---	---

Brushed Brass

S	B	B
---	---	---

Brushed Nickel

S	B	N
---	---	---

\*Selection designates canopy and stem finish. The metal plate behind the bulb comes in polished aluminum.

