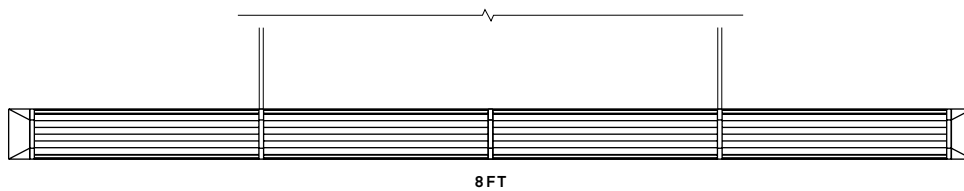
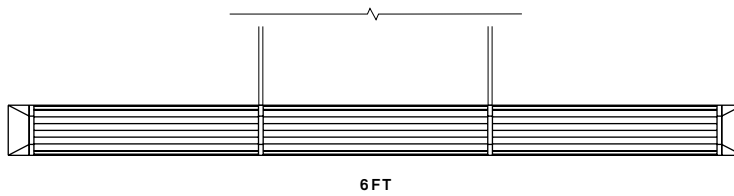
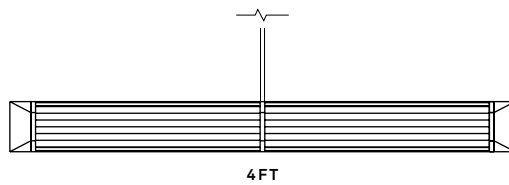


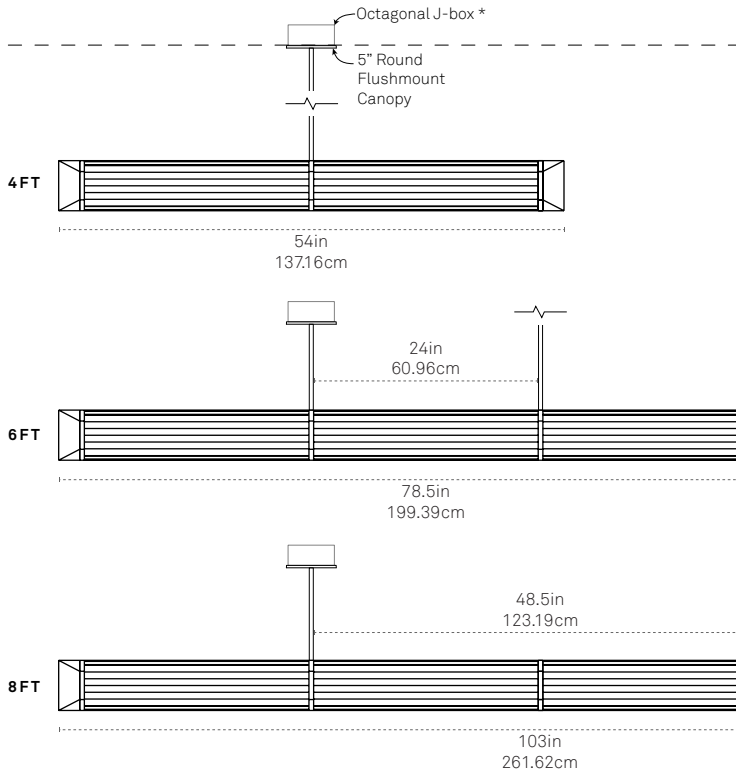


PLEAT

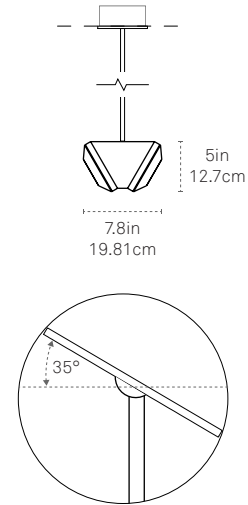
ALL



FRONT



SIDE



*Canopy features a 0-35° adjustable ball swivel that allows fixture to hang straight on angled ceilings

SPECIFY PRODUCT OPTIONS:

MODEL

PLEAT - XX - XX - XX - XXXX - XXX - XXX

SIZE	WOOD	METAL	COLOR TEMP	DRIVER	STEM
<input type="text"/>	<input type="text"/>	<input type="text"/>	<input type="text"/>	<input type="text"/>	<input type="text"/>

DESIGN

© 2026

MATERIALS

LED, Paper, Sustainably Sourced and/or Reclaimed Wood, Aluminum and/or Brass

FEATURES

PVC-Free

CERTIFICATIONS

UL eUL Pending

ORIGIN OF MANUFACTURE

New York City, USA

FIXTURE WEIGHT

4ft: 8.6 lbs / 3.9 kg
6ft: 14.7 lbs / 6.7 kg
8ft: 17.2 lbs / 7.8 kg

SHIPPING DIMENSIONS

Ships in a reinforced corrugated cardboard box. Dimensions and weight TBD based on order quantity.

LIGHT SPECIFICATION

4ft: 1600 lm
6ft: 2800 lm
8ft: 3200 lm

SIZE

4 foot	<input type="text"/>	<input type="text"/>	<input type="text"/>	<input type="text"/>
6 foot	<input type="text"/>	<input type="text"/>	<input type="text"/>	<input type="text"/>
8 foot	<input type="text"/>	<input type="text"/>	<input type="text"/>	<input type="text"/>
Custom	<input type="text"/>	<input type="text"/>	<input type="text"/>	<input type="text"/>

WOOD

Natural (salvaged NYC pin oak*)	<input type="text"/>	<input type="text"/>
White (salvaged NYC pin oak*)	<input type="text"/>	<input type="text"/>
Black (salvaged NYC pin oak*)	<input type="text"/>	<input type="text"/>
Custom	<input type="text"/>	<input type="text"/>

*When available, we salvage wood from NYC's fallen street and park trees.

METAL*

Brushed Nickel	<input type="text"/>	<input type="text"/>
Brushed Brass	<input type="text"/>	<input type="text"/>
Blackened	<input type="text"/>	<input type="text"/>

* Custom options available upon approval.

COLOR TEMP

2400K	<input type="text"/>	<input type="text"/>	<input type="text"/>	<input type="text"/>
2700K	<input type="text"/>	<input type="text"/>	<input type="text"/>	<input type="text"/>
3000K (Standard)	<input type="text"/>	<input type="text"/>	<input type="text"/>	<input type="text"/>
3500K	<input type="text"/>	<input type="text"/>	<input type="text"/>	<input type="text"/>
4000K	<input type="text"/>	<input type="text"/>	<input type="text"/>	<input type="text"/>

DRIVER & DIMMING OPTIONS

120V (Phase dimming 2-wire)	<input type="text"/>	<input type="text"/>	<input type="text"/>	<input type="text"/>
120V-277V (Universal dimming including 0-10V)**	<input type="text"/>	<input type="text"/>	<input type="text"/>	<input type="text"/>

** Recommended for European orders

STEM LENGTH*

36" length of 3/8" rigid steel stem	<input type="text"/>	<input type="text"/>	<input type="text"/>	<input type="text"/>
72" length of 3/8" rigid steel stem	<input type="text"/>	<input type="text"/>	<input type="text"/>	<input type="text"/>
108" length of 3/8" rigid steel stem	<input type="text"/>	<input type="text"/>	<input type="text"/>	<input type="text"/>

* Drop stem can be cut to length on site. 36" is included; contact a sales representative for additional stem sizes.

